



Board of Directors
Michael W. Mobley, President
Bruce E. Dandy, Vice President
Sheldon G. Berger, Secretary/Treasurer
Patrick J. Kelley
Lynn E. Maulhardt
Edwin T. McFadden III
Daniel C. Naumann

General Manager
Mauricio E. Guardado, Jr.

Legal Counsel
David D. Boyer

MINUTES
SPECIAL ENGINEERING & OPERATIONS
COMMITTEE MEETING

Monday, November 9, 2020, 1:00 P.M.

Board Room

UWCD, 1701 North Lombard Street, Oxnard CA 93030

In addition to its public Engineering and Operations Committee meeting, UWCD provided virtual access to the meeting via the Webex virtual meeting platform.

COMMITTEE MEMBERS

Lynn E. Maulhardt, chair
Edwin T. McFadden III (participated via Webex)
Daniel C. Naumann

STAFF ATTENDING

Mauricio E. Guardado, general manager (participated via Webex)
Anthony Emmert, assistant general manager
Dr. Maryam Bral, chief engineer (participated via Webex)
David Boyer, legal counsel (participated via Webex)
Brian Collins, operations and maintenance manager
Joseph Jereb, chief financial officer (participated via Webex)
Murray McEachron, principle hydrologist
Zachary Plummer, IT administrator

PUBLIC PRESENT

Dan Flory (participated via Webex)

OPEN SESSION: 1:00 pm

Chair Maulhardt called the Engineering & Operations Committee Meeting to order at 1:00 pm

Committee Members Roll Call

Administrative Assistant Destiny Rubio commenced Roll Call. Committee members: Chair Maulhardt, Director McFadden, and Director Naumann were present.

1. Public Comment

Chair Maulhardt asked if there were any public comments for the Committee. None were offered.

2. Resolution 2020-24 Adopting Direction to the Ventura County Watershed Protection District to Execute the Department of Water Resources Funding Agreement for Preliminary Planning and Design Costs Related to a Potential Delta Conveyance Project (DCP) on Behalf of United Water Conservation District.

UWCD Special Engineering and Operations Committee Meeting MINUTES

November 9, 2020

Page 2

Operations and Maintenance Manager Brian Collins provided updates and slides (see attached) on Resolution 2020-24. He asked the committee to consider recommending approval of Resolution 2020-24 to the full Board, adopting direction to the VCWPD to execute the Department of Water Resources Funding Agreement for the Preliminary Planning and Design Costs related to a Potential Delta Conveyance Project (DCP) Agreement in Principle (AIP) on behalf of UWCD.

General Manager Mauricio Guardado stated that this meeting is a follow-up to the November 5 committee meeting and the purpose is to help the committee understand staff's recommendation.

Chair Maulhardt asked what happens when the reservoir reaches maximum capacity. Mr. Collins stated that the result of the Delta Conveyance Facility (DCF) would provide availability of Article 21 water earlier in the year (see slides) to all who elected to participate in the DCF. Those who did not elect to participate would not benefit from the Article 21 early availability because they were not a part of the project.

Mr. Guardado stated that whether the District chooses the 100% or 100% plus option, it will not impact the ability or flexibility of receiving the water, there is no disadvantage to choosing either the 100% or 100% plus option. Mr. Collins provided different scenarios (see attached slides) demonstrating the benefits of selecting the 100% option versus the 100% plus option.

Director McFadden inquired if the costs will be in one payment or spread out over several payments. Provost and Pritchard's Dan Flory stated that the costs will be spread out. Chair Maulhardt and Director Naumann stated they both prefer the 100% plus option. Director McFadden asked why staff's recommendation was for the 100% option. Mr. Collins stated that staff was looking at the risk elements associated with the potential for this project never being completed. The committee members agreed to recommend to the Board to adopt the 100% plus option.

ADJOURNMENT 1:50 p.m.

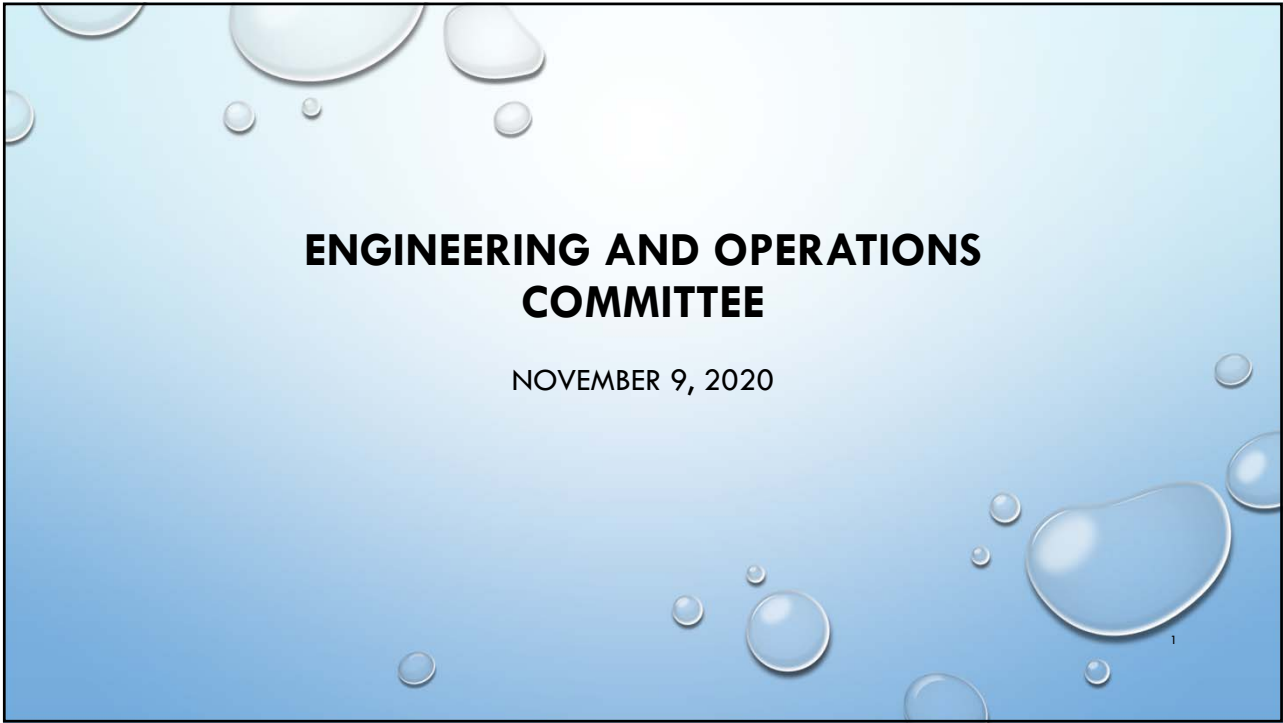
Chair Maulhardt adjourned the Engineering and Operations Committee meeting at 1:50 pm.

I certify that the above is a true and correct copy of the minutes of the Engineering and Operations Committee Meeting of November 9, 2020.

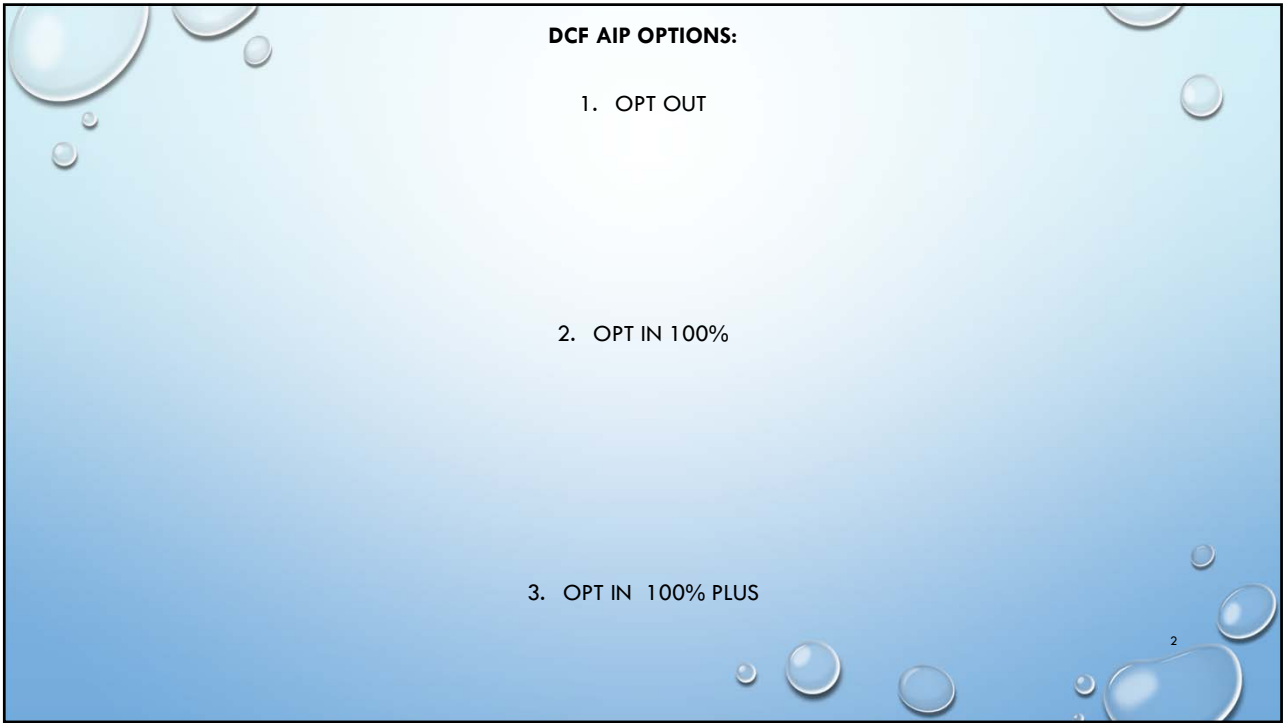
ATTEST:



Lynn Maulhardt, Chair



1



2

The VCWPD SWP Contract cost of the DWR study along with United's assumed portion is outlined in the table below.					
	Year 1	Year 2	Year 3	Year 4	Total
VCWPD SWP Contract Amount (100% plus)	\$431,184	\$469,390	\$600,382	\$600,382	\$2,101,339
United's Share (\$100% plus)	\$107,796	\$117,348	\$150,096	\$150,096	\$525,335
United's Share (100%)	\$94,847	\$103,165	\$131,994	\$131,994	\$462,000

The DWR can bill these costs through either monthly or semi-annual installments starting in January of 2021. The SWCs are requesting that all funding agreements be executed by the end of November.

List of Pros & Cons:

Pros:

1. Moving forward with the funding agreement allows the District to remain in a position to attain the project's benefits.
2. The District already has a funding mechanism in place for funding of the funding agreement.
3. Funding partners (City of Ventura and Casitas MWD) appear to support continued participation.

Cons:

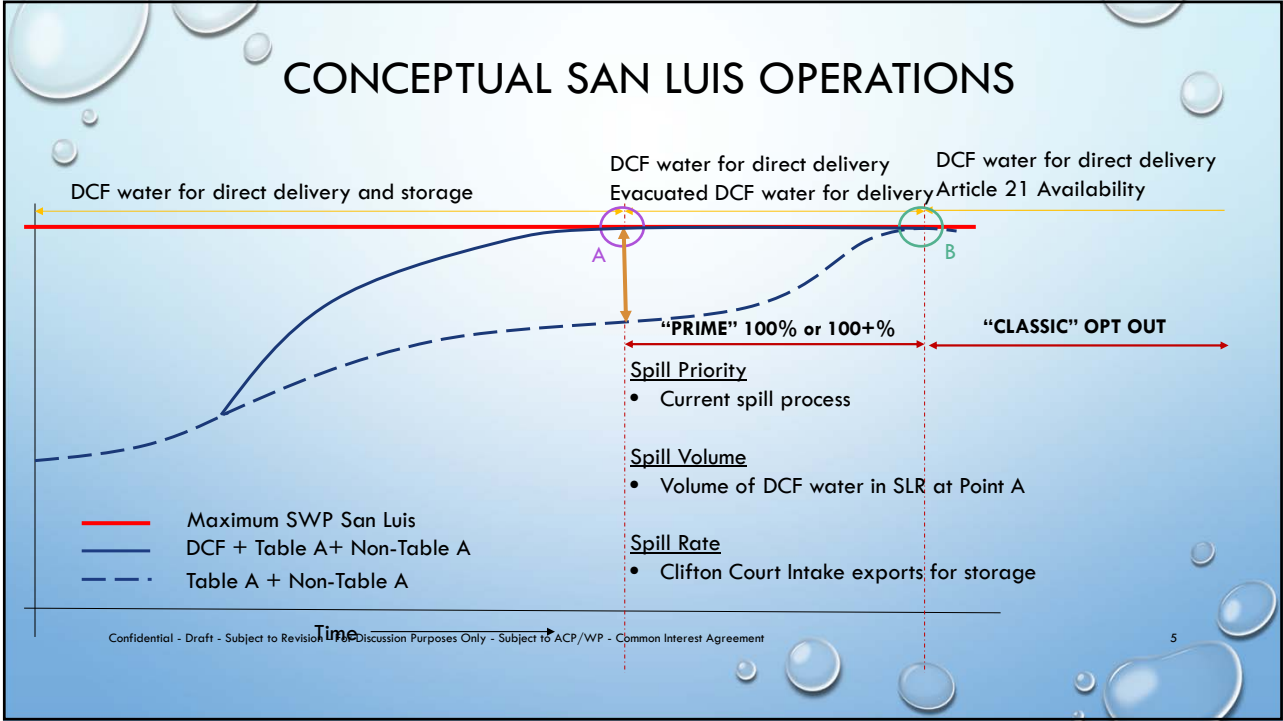
1. If the DCP/DCF project conceptualizing process were to restart again, spent funds could be lost.
2. The full cost of the DCP/DCF is not yet fully known.

3

DCP/DCF PROJECT COST OPTIONS AND ESTIMATES (BASED ON A \$15,900,000,000 CURRENT PROJECT COST ESTIMATE)				
OPTION	COST PERCENTAGE	ESTIMATED FULL VCWPD SWP CONTRACT COST*	UWCD SHARE (25%)	EXPECTED NET EFFECT IN TERMS OF WATER SUPPLY
OPT-OUT	ZERO	NONE	NONE	REDUCTION IN AVERAGE ANNUAL TABLE A ALLOCATION
OPT-IN (100%)	0.48%	\$76 MILLION	\$19 MILLION	MAINTAIN CURRENT AVERAGE ANNUAL TABLE A ALLOCATION OF 60%
OPT-IN (100% PLUS)	0.55%	\$87 MILLION	\$22 MILLION	ADDITIONAL AVERAGE ANNUAL TABLE A ALLOCATION

*Note: The State Water Contract currently shared by Casitas, the City of Ventura, and the United Water Conservation District is in the name of the Ventura County Watershed Protection District. The *Opt-In Plus* option is expected to yield an additional 2,139 Acre-Feet of Equivalent Table A allocation to the full VCWPD SWP contract of which United Water would receive 25% or 535 Acre-Feet, if United elects to the *Opt-in 100% plus* option.

4



5

ARTICLE 21 COMPARISON

Article 21 AIP yield analysis- 100,000 Acre Feet available-Example

RIP Option scenarios	ART 21 AF Requested	AF Delivered	Table A allocation AF (VCWPD)	Estimated Table A yearly average (VCWPD)	Article 21 Allocation (Demand exceeds supply)	% multiplier
100%- Fully subscribed- Demand exceeds supply	15,000	480	20,000	12,000	480	0.48%
100%- Not fully subscribed- Supply exceeds demand	15,000	15,000	20,000	12,000		0.48%
100%- Fully subscribed- Demand exceeds Supply	15,000	550	20,000	14,139	550	0.55%
100%- Not fully subscribed- Supply exceeds demand	15,000	15,000	20,000	14,139		0.55%

(BASED ON AN ESTIMATED \$385,000,000 FOR ENVIRONMENTAL PLANNING)

	Year 1	Year 2	Year 3	Year 4	Total
VCWPD SwP Contract Amount (100% plus)	\$431,184	\$463,330	\$600,382	\$600,382	\$2,101,339
United's Share (100% plus)*	\$107,796	\$117,348	\$150,096	\$150,096	\$525,335
United's Share (100%)	\$94,847	\$103,165	\$131,934	\$131,934	\$462,000

* Assumes all 3 agencies participate at 100%

(BASED ON A \$15,900,000,000 CURRENT PROJECT COST ESTIMATE)

OPTION	COST PERCENTAGE	ESTIMATED FULL VCWPD SWP CONTRACT COST*	UWCD SHARE (25%)	EXPECTED NET EFFECT IN TERMS OF WATER SUPPLY
OPT-OUT	ZERO	NONE	NONE	REDUCTION IN AVERAGE ANNUAL TABLE A ALLOCATION
OPT-IN (100%)	0.48%	\$76 MILLION	\$19 MILLION	MAINTAIN CURRENT AVERAGE ANNUAL TABLE A ALLOCATION OF 60%
OPT-IN (100% PLUS)	0.55%	\$87 MILLION	\$22 MILLION	ADDITIONAL AVERAGE ANNUAL TABLE A ALLOCATION

*Note: The State Water Contract currently shared by Castitas, the City of Ventura, and the United Water Conservation District is in the name of the Ventura County Watershed Protection District. The Opt-In Plus option is expected to yield an additional 2,139 Acre-Feet of Equivalent Table A allocation to the full VCWPD SwP contract of which United Water would receive 25% or 535 Acre-Feet, if United elects to the Opt-in 100% plus option.

6

6

Article 21 Summary- Years 2011, 2017, 2019

STATE WATER PROJECT					STATE WATER PROJECT					STATE WATER PROJECT				
2011 ARTICLE 21 REQUESTED-ALLOCATED-DELIVERED					2017 ARTICLE 21 REQUESTED-ALLOCATED-DELIVERED					2019 ARTICLE 21 REQUESTED-ALLOCATED-DELIVERED				
FEB 21 - APR 19, 2011					FEB 15 - MAY 16, 2017					FEB 19 - MAR 31, 2019				
SWP CONTRACTORS	TOTAL AVAILABLE	REQUESTED	ALLOCATED	DELIVERED	SWP CONTRACTORS	TOTAL AVAILABLE	REQUESTED	ALLOCATED	DELIVERED	SWP CONTRACTORS	TOTAL AVAILABLE	REQUESTED	ALLOCATED	DELIVERED
FEATHER RIVER COUNTY OF BUTTE PLUMAS COUNTY FCB&WD CITY OF YUBA CITY					FEATHER RIVER COUNTY OF BUTTE PLUMAS COUNTY FCB&WD CITY OF YUBA CITY					FEATHER RIVER COUNTY OF BUTTE PLUMAS COUNTY FCB&WD CITY OF YUBA CITY			-	-
SUBTOTAL					SUBTOTAL					SUBTOTAL			-	-
NORTH BAY NAPA COUNTY FCB&WD SOLANO COUNTY WATER AGENCY				14,739	NORTH BAY NAPA COUNTY FCB&WD SOLANO COUNTY WATER AGENCY				6,423	NORTH BAY NAPA COUNTY FCB&WD SOLANO COUNTY WATER AGENCY			-	3,364
SUBTOTAL					SUBTOTAL					SUBTOTAL			-	3,364
SOUTH BAY ALAMEDA COUNTY FCB&WD-ZONE 7 ALAMEDA COUNTY Y&D SANTA CLARA VALLEY Y&D		950	950	1,953	SOUTH BAY ALAMEDA COUNTY FCB&WD-ZONE 7 ALAMEDA COUNTY Y&D SANTA CLARA VALLEY Y&D					SOUTH BAY ALAMEDA COUNTY FCB&WD-ZONE 7 ALAMEDA COUNTY Y&D SANTA CLARA VALLEY Y&D		2,094	2,094	1,123
SUBTOTAL					SUBTOTAL					SUBTOTAL		2,094	2,094	1,123
SAN JOAQUIN VALLEY OAK FLAT WATER DISTRICT COUNTY OF KINGS DUDLEY RIDGE WATER DISTRICT EMPIRE WEST SIDE I KERN COUNTY VA TULARE LAKE BASIN Y&D		11,315	4,038	552	SAN JOAQUIN VALLEY OAK FLAT WATER DISTRICT COUNTY OF KINGS DUDLEY RIDGE WATER DISTRICT EMPIRE WEST SIDE I KERN COUNTY VA TULARE LAKE BASIN Y&D		1,922	1,553	1,414	SAN JOAQUIN VALLEY OAK FLAT WATER DISTRICT COUNTY OF KINGS DUDLEY RIDGE WATER DISTRICT EMPIRE WEST SIDE I KERN COUNTY VA TULARE LAKE BASIN Y&D		1,107	996	431
SUBTOTAL					SUBTOTAL		91,900	22,219	5,122	SUBTOTAL		7,829	5,577	3,468
CENTRAL COASTAL SAN LUIS OBISPO COUNTY FCB&WD SANTA BARBARA COUNTY FCB&WD		27,764	21,649	11,666	CENTRAL COASTAL SAN LUIS OBISPO COUNTY FCB&WD SANTA BARBARA COUNTY FCB&WD		264,824	209,363	114,112	CENTRAL COASTAL SAN LUIS OBISPO COUNTY FCB&WD SANTA BARBARA COUNTY FCB&WD		193,665	177,375	130,806
SUBTOTAL					SUBTOTAL					SUBTOTAL		22,306	18,774	5,303
SOUTHERN CALIFORNIA ANTELOPE VALLEY-EAST KERN VA SANTA CLARITA VALLEY WATER AGENCY COACHELLA VALLEY Y&D CRESTLINE-LAKE ARROWHEAD VA DESERT WATER AGENCY LITTOROCK CREEK I THE METROPOLITAN WATER DISTRICT MOJAVE WATER AGENCY PALMDALE WATER DISTRICT SAN BERNARDINO VALLEY Y&D SAN GABRIEL VALLEY Y&D SAN GORGONIO PASS VA VENTURA COUNTY Y&D		8,304	7,536	7,623	SOUTHERN CALIFORNIA ANTELOPE VALLEY-EAST KERN VA SANTA CLARITA VALLEY WATER AGENCY COACHELLA VALLEY Y&D CRESTLINE-LAKE ARROWHEAD VA DESERT WATER AGENCY LITTOROCK CREEK I THE METROPOLITAN WATER DISTRICT MOJAVE WATER AGENCY PALMDALE WATER DISTRICT SAN BERNARDINO VALLEY Y&D SAN GABRIEL VALLEY Y&D SAN GORGONIO PASS VA VENTURA COUNTY Y&D		22,300	17,400	17,400	SOUTHERN CALIFORNIA ANTELOPE VALLEY-EAST KERN VA SANTA CLARITA VALLEY WATER AGENCY COACHELLA VALLEY Y&D CRESTLINE-LAKE ARROWHEAD VA DESERT WATER AGENCY LITTOROCK CREEK I THE METROPOLITAN WATER DISTRICT MOJAVE WATER AGENCY PALMDALE WATER DISTRICT SAN BERNARDINO VALLEY Y&D SAN GABRIEL VALLEY Y&D SAN GORGONIO PASS VA VENTURA COUNTY Y&D		12,609	11,745	8,174
SUBTOTAL					SUBTOTAL		6,807	5,227	4,720	SUBTOTAL		1,336	1,336	579
SWP TOTAL	469,196				SWP TOTAL	637,068				SWP TOTAL	331,457			

7

TABLE A COMPARISON

(BASED ON AN ESTIMATED \$385,000,000 FOR ENVIRONMENTAL PLANNING)

	Year 1	Year 2	Year 3	Year 4	Total
VCWPD SWP Contract Amount (100% plus)	\$431,184	\$469,390	\$600,382	\$600,382	\$2,101,339
VCWPD SWP Contract Amount (100%)	\$379,200	\$412,800	\$528,000	\$528,000	\$1,848,000
United's 25% Share (\$100% plus)	\$107,796	\$117,348	\$150,096	\$150,096	\$625,336
United's 25% Share (100%)	\$94,847	\$103,165	\$131,994	\$131,994	\$462,000

VCWPD SWP Contract Amount (100% plus) VENTURA WATER @ 100% - UNITED & CASITAS SHARE THE 100+% COSTS EQUALLY

100+% with Ventura Water @ 100%. (Casitas & United split the 100+% costs equally)

	Year 1	Year 2	Year 3	Year 4	Total
VCWPD SWP Contract Amount (100% plus)	\$431,184	\$469,390	\$600,382	\$600,382	\$2,101,339
Ventura Water 100%	\$189,600.00	\$206,400.00	\$264,000.00	\$264,000.00	\$924,000.00
United 50% share of 100+%	\$120,792.00	\$131,495.00	\$168,191.00	\$168,191.00	\$588,669.50
Casitas 50% share of 100+%	\$120,792.00	\$131,495.00	\$168,191.00	\$168,191.00	\$588,669.50

		Project Costs	Design Costs	Share of 100+%	Additional AF for 100+% per year	40 year additional yield AF	\$/AF
Ventura Water 100% (50% OF 100% COSTS)	0.48%	\$38,000,000	\$324,000.00	0%	0%	0	
United Water 100% PLUS (50% OF 100% PLUS COSTS)	0.55%	\$24,500,000	\$588,669.50	50%	1069.5	42,780	\$586
Casitas Water 100% PLUS (50% OF 100% PLUS COSTS)	0.55%	\$24,500,000	\$588,669.50	50%	1069.5	42,780	\$586
TOTALS		\$87,000,000	\$2,101,339.00		2139	85,560	

(BASED ON A \$15,900,000,000 CURRENT PROJECT COST ESTIMATE)

<u>OPTION</u>	<u>COST PERCENTAGE</u>	<u>ESTIMATED FULL VCWPD SWP</u>	<u>UWCD</u> <u>SHARE (25%)</u>	<u>EXPECTED NET EFFECT IN TERMS OF WATER SUPPLY</u>
OPT-IN (100%)	0.48%	\$76 MILLION	\$19 MILLION	MAINTAIN CURRENT AVERAGE ANNUAL TABLE A ALLOCATION
OPT-IN (100% PLUS)	0.55%	\$87 MILLION	\$22 MILLION	ADDITIONAL AVERAGE ANNUAL TABLE A ALLOCATION

8

